

H. A. SCHESCH.

Improvement in Breech-Loading Fire-Arms.

No. 125,620.

Patented April 9, 1872.

Fig: 1.

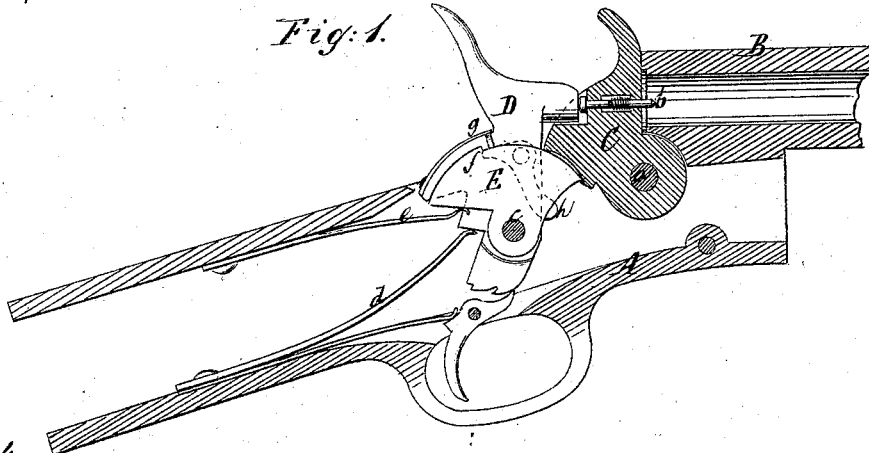


Fig 4.



Fig: 2.

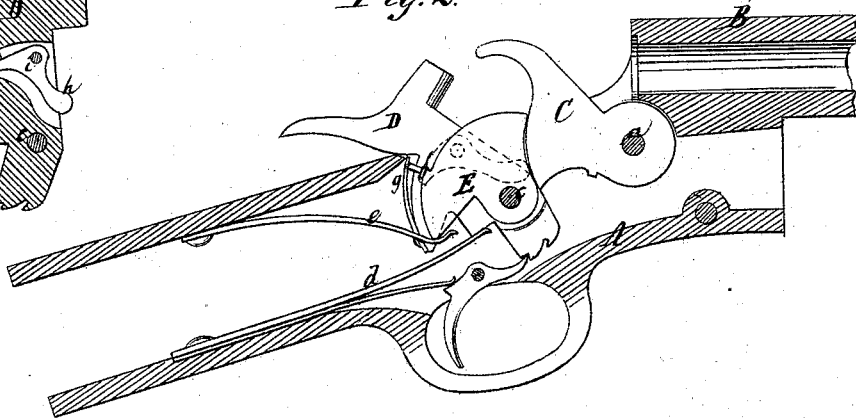
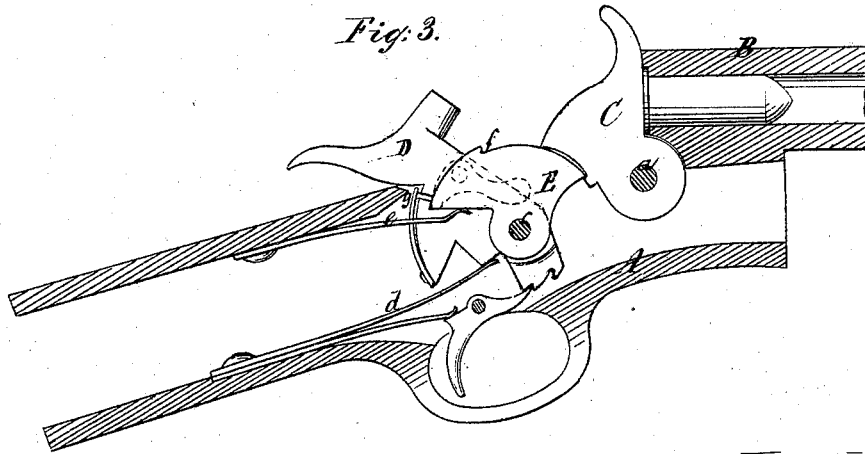


Fig: 3.



Witnesses:
Ernst Bilhuber.
C. Wahlers.

Inventor:
Heinrich A. Schesch
per
Van Sarkvoord & Haub
Attys

UNITED STATES PATENT OFFICE.

HEINRICH AUG. SCHESCH, OF ILION, NEW YORK.

IMPROVEMENT IN BREECH-LOADING FIRE-ARMS.

Specification forming part of Letters Patent No. 125,620, dated April 9, 1872.

To all whom it may concern:

Be it known that I, HEINRICH AUG. SCHESCH, of Ilion, in the county of Herkimer and State of New York, have invented a new and useful Improvement in Breech-Loading Fire-Arms; and I do hereby declare the following to be a full, clear, and exact description thereof, which will enable those skilled in the art to make and use the same, reference being had to the accompanying drawing forming part of this specification, in which drawing—

Figure 1 represents a longitudinal section of my fire-arm when the breech is closed and the hammer down on the firing-pin. Fig. 2 is a similar section of the same when the breech is open ready to receive a cartridge. Fig. 3 is a similar section when the piece is charged and cocked ready for fire. Fig. 4 is a sectional side view the hammer detached.

Similar letters indicate corresponding parts. This invention consists in the arrangement of a brace for locking the breech-block, said brace being made to swing on the fulcrum-pin of the hammer, and subjected to the action of a separate spring, in combination with a spring-catch attached to the hammer, and engaging with the brace and with a lever for releasing said spring-catch by the action of the breech-block in such a manner that when the hammer is cocked the brace is drawn back by the action of the spring-catch, and when the breech-block is opened it acts on the releasing lever, liberating the brace and allowing it to follow the breech-block and to lock the same immediately after the same has been closed, thereby avoiding all danger from a premature explosion of the cartridge.

In the drawing, the letter A designates the stock of my fire-arm, to which the barrel B is secured in the manner usually practiced by gun manufacturers. The breech of the barrel is closed or opened by the breech-block C, which swings on a pivot, *a*, and through which extends the firing-pin *b*. D is the hammer,

which swings on the pivot *c*, and which is subjected to the action of the mainspring *d*. On the pivot *e* I apply a brace, E, which swings thereon independently of the hammer, and is subjected to the action of one or more springs, *e*. This brace is provided with a shoulder, *f*, which engages with a spring-catch, *g*, secured to the hammer D, so that when the hammer is cocked the brace is carried back to its unlocking position, (see Fig. 2.) With the hammer is combined a releasing lever, *h*, (see Fig. 4,) which swings on a pivot, *i*, and if the hammer is cocked and the breech-block is thrown open the back of said breech-block strikes the releasing lever, causing the same to lift the spring-catch above the shoulder *f*, and allowing the brace to move forward to the position shown in Fig. 2.

After the cartridge has been inserted into the barrel the breech-block is closed, and as soon as the breech-block has reached its closing position the brace is driven forward by the action of its spring, and the breech-block is locked immediately as it reaches its closing position, and it cannot be driven back by the force of the explosion of the cartridge.

My improvement is exceedingly simple in its construction. It is strong, durable, not liable to get out of order, and it accomplishes the desired object without fail.

What I claim as new, and desire to secure by Letters Patent, is—

A brace for locking the breech-block, swinging on the hammer-pin and moving independent of the hammer, in combination with a spring-catch engaging with a shoulder on the periphery of the brace, and with a releasing lever acted upon by the breech-block, the whole constructed and operating in the manner herein shown and described.

H. A. SCHESCH.

Witnesses:

T. RICHARD,
W. HAUFF.